

You can go fishing and swim in the sea



\\ Tell us about it! //
Sanriku Geopark


The geopark is a place where you can enjoy learning about the connection between geography, ecology and people. Sanriku Geopark extends for 300km along the coastline including the Iwate Prefecture coast, and is the largest Geopark in Japan.



Take me to Sanriku Geopark

Geoparks provide insight into human lives and nature activities from ancient times. Miyako area stands out even among Sanriku Geopark with its diverse history which has brought rich food and folk culture as well as dynamic landscape.

Go around the geopark on the water



\\ Rosoku-iwa Rock (Candle Rock) // A huge, rod-like rock rising to a height of 40m above the sea.
\\ Hideshima Island // Rare band-rumped storm petrels nest here.



2

Miyako Jodogahama Boat Cruise

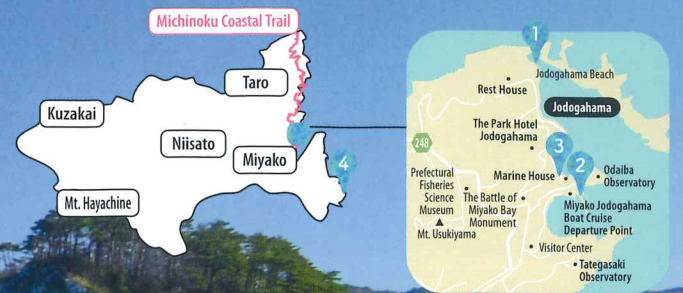

From the sea, relish the scenic Miyako coastline, such as Jodogahama, Rosoku-iwa Rock and a blowhole. Also, try feeding the black-tailed gulls that flutter around the boat.

Tel: 0193-62-3350 (Boat Cruise Department, Northern Iwate Transportation Inc.)
Operating Period: Saturdays, Sundays, Mondays and holidays from early March to late November. Cruise times: Everyday (from late April to May, and middle of July to August) (1) 8:40am (2) 9:30am (3) 11:00am (4) 12:00pm (5) 1:40 pm (6) 3:30pm *Cruise (6) ends on October 31
Fee: Adults 1,400 Yen, Children 700 Yen, Infants free




Surprisingly tasty!?!
Black-tailed gull bread

Black-tailed gull bread containing kelp and squid powder can be bought on the boat cruise. With a savory flavor, it even tastes good enough for people to eat!



Relish the beauty and joy while strolling along the promenade!

\\ That's amazing! Geol! //
Jodogahama – 52 million years of history



The picturesque white rocks at Jodogahama are rhyolite formed from cooled magma. Variations in the magma's hardening process produced areas where the rock is easily broken up by the wind and waves, and areas of harder rock. This difference led to the creation of the current landscape.



\\ You might get a lucky hit! //

Need a helmet? What's the secret?

Of course part of the reason is to protect your head from the cave rock, but also, friendly black-tailed gulls and seagulls will land on your head if they get a chance. While feeding them, they flock persistently and busily above your head!



3

Sappa Boat Cruise to Blue Cave

Take a Sappa boat (small fishing boat) to explore the Hachinohe Hole, half submerged in sea water, and also known as the Blue Cave. If you see the blowhole deep in the cave, then you will be visited by good luck.

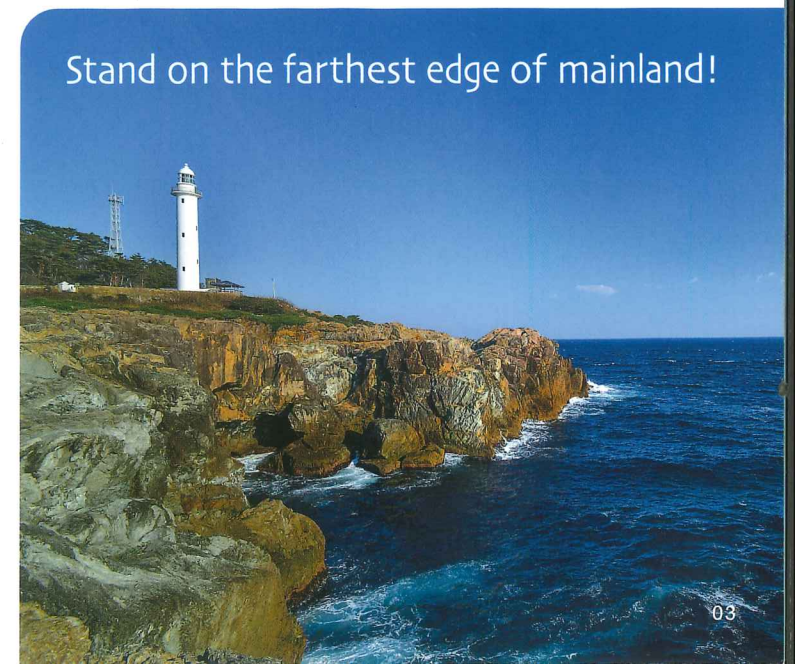
Tel: 0193-63-1327 (Jodogahama Marine House)
Operating Period: 8:30am – 5:00pm, March – November (closed in winter)
*Bookings not available. The tour depends on the condition of the sea. Come directly to our store. (Cruise duration: Approx. 20 mins)
Admission Fee: 1,500 Yen per person



4

Todogasaki 鰐ヶ崎

After one-hour walk in the woods with broad-leaf trees and Japanese red pines, you will arrive at that place – Cape Todogasaki – the easternmost point of Japan mainland. You will be welcomed by the vast expanse of the Pacific Ocean and a chalk white lighthouse.




Stand on the farthest edge of mainland!




5

浄土ヶ浜レストハウス Jodogahama Rest House

A whole view of Jodogahama can be enjoyed from the Observatory on the 3rd floor. There are a restaurant offering food with local ingredients and stores with local specialties. It is also equipped with changing rooms and hot shower convenient for swimming season.



Jodogahama is not only a place to see, but also a place to eat curry!




Can't give them up, can't stop eating them
Also a favorite food of black-tailed gulls

Kappa Ebisen (shrimp-flavored chips), a favorite food of black-tailed gulls, are on sale in the store. Without knowing it, you will be surrounded by lots of black-tailed gulls.

Tel: 0193-62-1179 Opening hours: 8:30am-5:00pm (the restaurant is open from 10:30am and last orders are at 2:30pm) Holidays: Open all year

A photographic record of the Great East Japan Earthquake and Tsunami is exhibited



7 岩手県立水産科学館 Iwate Prefectural fisheries and Science Museum

A science museum specialized in fisheries. The museum introduces farming and fishing methods for seaweed, salmon, abalone and sea urchin in Iwate, and the fishing equipment used. Fish and shellfish that live in Sanriku are exhibited in 15 water tanks.

Tel: 0193-63-5353 Opening Hours: 9:00am-4:30pm (last admission: 4:00pm) Holidays: Mondays (or the next day if a holiday), New Year's holiday Admission Fee: General: 300 Yen, Students: 140 Yen, High school students and younger: Free of charge



6 浄土ヶ浜ビジターセンター Jodogahama Visitor Center

It introduces the natural environment and landscape of the Sanriku Fukko (Reconstruction) National Park, the latest information and highlights in each area, and information on nature experiences.

Tel: 0193-65-1690 Opening Hours: 8:00am-6:00pm (April-October), 9:00am-5:00pm (November-March) Holidays: New Year's holiday Admission Fee: Free of charge




Wooden decking continuing from the visitor center // Come here for information //

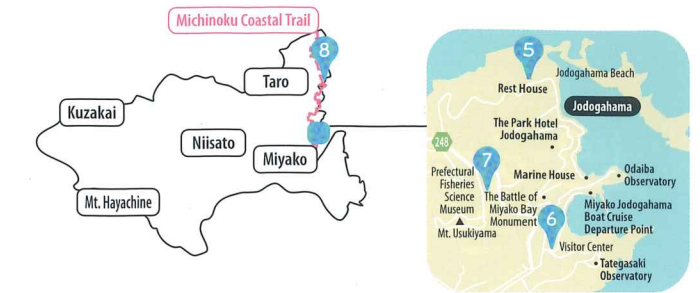


Column Sanriku Railway 三陸鉄道

The Kita-Rias Line, the Minami-Rias Line, and JR Yamada Line integrated as a new Sanriku Railway "Rias Line" runs between Kuji and Sakari since March 2019.



Playful wall painting in front of station
In the square in front of Sanriku Railway Miyako Station there are 9 columns in a line. If you change the angle you look at them...2 scenic spots that are representative of Miyako appear.




Fun Sanriku Railway goods!
We offer a variety of originally designed goods, such as pop and alcoholic beverages, sweets, glasses, straps and stickers. Perfect for souvenirs!




8 三王岩 Sannoia Rocks

On both sides of the 50m tall Otokoiwa (Male Rock) are the 23m Onnaiwa (Female Rock) and 17m Taikoiwa (Taiko Drum Rock). These beautiful natural shapes were formed by the waves and sea breezes of Sanriku over 100 million years.



The majestic figure that withstand the earthquake and tsunami.

Do come to the Jodogahama Visitor Center before going to the trail or walking



わたしを 嵯峨 に連れてって

Take me to something surprising!

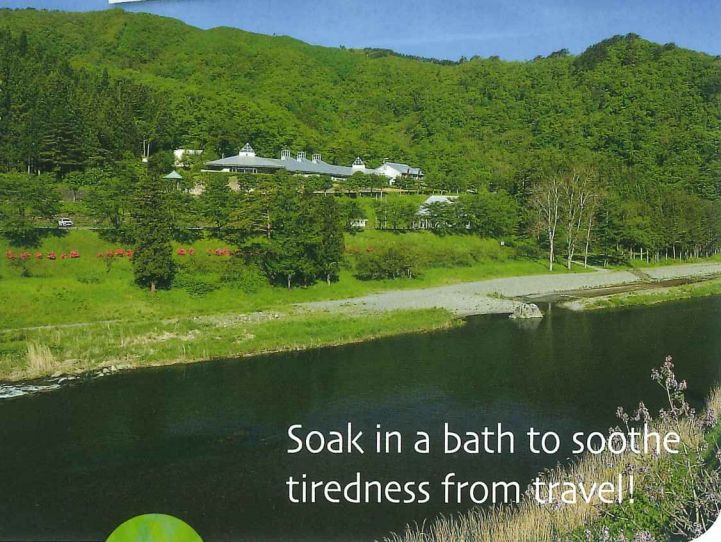
The true pleasure of a trip is to come across the unknown that you don't normally see.

If you step firmly by on your own feet you may feel a sense of accomplishment and find an unknown you.

Experience the magnificence and menace of nature with all your senses here at Miyako.



The plan including meals with seasonal ingredients is popular



Soak in a bath to soothe tiredness from travel!

2 リバーパークにいさと River Park Niisato

Comprehensive recreational facilities on elevated ground overlooking the Heigawa River. As well as "Yuttari Kan" where day trippers can bathe, visitors can also enjoy camping and a pottery experience.

Tel: 0193-72-3800 **Opening Hours:** Day bathing / 7:00am-9:00am (Last entrance 8:30am), 10:00am-10:00pm (Last entrance 9:30pm)
Fee: Admission charge



1 早池峰山 Mount Hayachine

This is the highest peak in the Kitakami Range. A large number of rare alpine flora grow, such as the special natural monuments, *leontopodium hayachinense* and *bistorta hayachinensis*. It is one of the one hundred famous mountains of Japan.




// leontopodium hayachinense //

3 亀ヶ森の一本桜 The Lonely Cherry Tree of Kamegamori

A lonely cherry tree stands commandingly on Kamegamori Pasture, a grazing area for cattle. A mountain cherry tree with a height of 6m, its flowers bloom dark crimson from early to mid May.



Its admirable appearance standing on the pasture deep in the mountains is impressive



They look feeling good!

Come to Miyako to get this collection!

MIYAKO COLLECTION

- \\ Caramel! //
- \\ Cookies! //
- \\ Soda pop! //
- \\ Leaf Pie! //

Search for "salt" goods!


Foods made with Miyako salt which is full of minerals are extremely popular! There are a wide variety with cookies and rice cakes, caramel and soda. They are slightly salty and make you want more.



Column Learning about Disaster Prevention

At 2:46 pm on March 11, 2011. The Great East Japan Earthquake and Tsunami struck that shook the world. Understand the importance of disaster prevention from the tsunami remains and materials remaining in Miyako.

Learn the terror of tsunami and earthquake by looking it.



4 Sanriku Geopark Site

津波遺構 たらう観光ホテル

The Tsunami Remains Taro Kanko Hotel

The remains of the hotel that was hit by a giant tsunami exceeding 17m in height. You can visit the inside of the hotel if you join the "Disaster Prevention Guide Tour" run by Miyako Tourism and Cultural Exchange Association.

Disaster Prevention Guide Tour
(reservation required)
Tel: 0193-77-3305 (Taro Shiori Station)
Fee: admission charge **Operating times:** Reception / 9:00am-5:00pm
Guided tour / 9:00am-4:30pm (until 3:30pm from November to March)



5 Sanriku Geopark Site

震災メモリアルパーク 中の浜 Tsunami Memorial Park Nakanohama

The park exhibits the camping site toilet and kitchen in the state of being damaged by the tsunami. The height of the giant tsunami that swept in can be experienced from Outlook Hill.



わたしを
注目ポイント
に連れてって
Take me to the points of interest

Out at sea and in the mountains, there are still plenty of exciting place in Miyako.

Discover the deep attractions of Miyako in each place

where long history and cultures cultivated by geological and human activities lie.



2

道の駅 みなとオアシス・みやこ
Michi-no-Eki Minato Oasis Miyako (Roadside Station)

Fresh local fish and vegetables and souvenirs are on sale. There are also a restaurant and snack corner.



Tel: 0193-71-3100
Opening hours: Shop / 9:00am - 5:00pm
Restaurant / Weekdays 10:30am - 3:00pm Last order, Weekends & holidays 10:30am - 4:00pm Last order
Holidays: January 1st



3

道の駅 たらう
Michi-no-Eki Taro (Roadside Station)

It opened fully in April, 2018. There are a tourist information counter, a farmers market, restaurants and some shops in the facility.



Tel: 0193-87-2111 (Taro General Office)
Opening hours: Tourist Information Center, Farm-Direct Store / 9:00am-5:00pm (other facilities' opening hours vary)
Holidays: Vary depending on the facility



4

道の駅 区界高原
Michi-no-Eki Kuzakai-kogen (Roadside Station)

Miyako's west entrance. In the restaurant you can try the kimchi ramen using the specialty, Friendship kimchi and the popular daru ramen.



Tel: 0193-77-2266
Opening hours: Kiosk / 8:00am-6:30pm, restaurant / 11:00am-5:00pm (November-March: kiosk / 8:30am-5:30pm, restaurant / 11:00am-3:00pm)
Holidays: Open all year



5

道の駅 やまびこ館
Michi-no-Eki Yamabiko-kan (Roadside Station)

The exact halfway point between Morioka and Miyako. The spacious farm-direct store is filled with the fruits of the mountains and fields such as wild vegetables, mushrooms and vegetables. Soft ice cream made with black soybeans is a popular specialty.



Tel: 0193-85-5011
Opening hours: Kiosk / 8:00am-6:30pm, restaurant / 11:00am-6:30pm (December-March: the kiosk and restaurant both close at 6:00pm)

1

北上山地民俗資料館
Kitakamisanchi Museum of Folklore

The museum exhibits folk materials that have supported people living in the center of the Kitakami Range and Kawai Region. Some of the exhibits are designated National Important Tangible Folk Cultural Properties.

Tel: 0193-76-2167
Opening hours: 9:00am-5:00pm
Holidays: Mondays (or the next day if a holiday), New Year's holiday
Admission Fee: General admission 200 Yen, University Students 150 Yen, High School Students and younger Free of Charge



6

区界高原ウォーキングセンター
Kuzakai-Kogen Walking Center

This is a base for hikers in Kuzakai-Kogen and climbing Mt. Kabutomoyindake. It is fully equipped with shower and outdoor kitchen. The walking course starting from the center is popular.

Tel: 0193-77-2216
Opening hours: 9:00am-5:00pm
Holidays: Mondays, New Year's holiday (Mondays and Thursdays from November to April)
Admission Fee: Free of charge



7

漆師塗漆工芸館
Yakushi Lacquerware Crafts Center

It is adjacent to Yamabiko-kan Roadside Station. As well as lacquerware exhibits, visitors can also experience making accessories, straps, chopsticks, and so on, using the Raden technique.

Tel: 0193-75-2351
Opening hours: 9:00am - 4:30pm
Holidays: New Year's holiday
Fee: Free of charge (Raden technique experience is cost price)



A lacquered piano? Moreover, you can play it!



A lacquered piano is exhibited. And you are free to play it! Its charming tone is spellbinding.



1

昔の技術で小物づくり体験
Making small articles with ancient techniques (Kitakamisanchi Museum of Folklore)

Visitors can experience ancient techniques visible in everyday folk articles through making small articles. Make coasters or mini baskets using ancient tools and natural materials. As reservations are required, inquire at the museum for details.

Tel: 0193-76-2167 (Miyako Kitakamisanchi Museum of Folklore)
Opening Hours: 9:00am - 5:00pm
Holidays: Mondays
Fee: Admission charge



3

らでん技法体験
Raden Technique Experience (Yakushi Lacquerware Crafts Center)

Visitors can experience the "Raden" technique of attaching thinly cut shells to a wooden base. Create an original item such as accessories, straps, chopsticks and small plates. It will be a unique radenpiece in the world.

Tel: 0193-75-2351 (Yakushi Lacquerware Crafts Center)
Opening Hours: 10:00am-12:00pm
Held irregularly every month for a week *The days on which it is held vary with the month. Please inquire in advance.
Holidays: New Year's holiday
Fee: 1,000 Yen -



2

夢入り缶づくり体験
Experience canning your dreams (Iwate Prefectural Fisheries Science Museum)

Using a special machine known as a tightening machine, visitors can experience can making. Fill the cans with anything besides food. Put in an item for recollection and use as a time capsule, or insert a message card and give as a present.

Tel: 0193-63-5353 (Iwate Prefectural Fisheries Science Museum)
Opening Hours: 9:00am-4:30pm (last admission is 4:00pm)
Holidays: Mondays, New Year's holiday
Fee: Admission charge



4

いかせんべい手焼き体験
Experience hand-grilling ika-senbei (Sugata) ika-senbei: squid rice crackers

Experience hand-grilling squid rice crackers, the famous local confectionery that have been loved for 130 years in Miyako. Take a bite of the fresh just-grilled squid rice crackers. *Reservations required by 1 week before the desired day for the experience.

Tel: 0193-89-1550 (Sugata Hanawa Factory Ltd.)
Opening Hours: 9:00am-5:00pm
Holidays: Please inquire
Fee: Admission charge

5

縄文土器作り体験
Experience making Jomon pottery (Sakiyama Shell Mound Jomon Forest Museum)

Make Jomon pottery, adding stringy clay in layers. Complete by adding a pattern using a rope. After drying and burning, the completed earthenware will be handed to you. *Reservations required by 2 weeks before the desired day for the experience. Held 9:00am-12:00pm, 1:00pm-4:00pm

Tel: 0193-65-7526 (Sakiyama Shell Mound Jomon Forest Museum / Culture Section, Board of Education, Miyako City)
Opening Hours: 9:00am-5:00pm (Last admission 4:30pm)
Holidays: Mondays (next day if a holiday), New Year's holiday, end of each month (if a museum holiday, then the previous weekday), December 28
Fee: Admission charge

Column

Give it a try! Try making something!
Miyako experience guide



Enjoy it with the whole family!

What shall I put in it?

This is a tightening machine

It's pretty full-on!

Give it a try!

Beautiful!

Will it turn out OK?

Make earthenware of your own taste!

美 味 来

There are plenty of must-try dishes!

Show me the local delicacies

How is it?! This sushi! Make sure you try some

The open sea of Sanriku, one of the world's top three fisheries spreads out before your eyes in Miyako. Throughout the seasons fresh and tasty fish and shell fish are hauled in. You can taste the seafood in a variety of dishes or as souvenirs. Head to market, shopping streets and eateries in Miyako!

Sushi

寿司



In the sea town of Miyako, the sushi is of outstanding freshness! Throughout the year, visitors can enjoy the seasonal taste; herring in spring, sea urchin and sea squirt in summer, saury in Autumn, salmon roe and horsehair crab in winter.



Abalone あわび

Miyako abalone is reared on good quality kelp and seaweed. The taste of natural Ezo abalone is exceptional!



Hanami Oysters 花見かき

This is large and branded oyster grow in Miyako Bay, and they are shipped only for 2 month in April and May. A thick flavor fill your mouth.



Saury さんま

Saury takes the cold Oyashio current, accumulating plenty of fat from late summer until fall and returns to Sanriku. In fall, the "Hamayaki (fish and seafood barbecue) Festa" which is able to catch sauries with hands takes place.

For one moment a vivid green!

You should definitely try Sanriku seaweed shabu-shabu



Wakame Seaweed わかめ

Tossed and grown in the rough sea, Miyako seaweed which is known nationwide is thick, chewy and excellent.

You'll be surprised! A shocking image

The seaweed known as "Haru ichiban", which is collected earlier than others, is the taste of spring in Miyako. We recommend eating this as shabu-shabu. The moment it is soaked in the hot water, it goes vivid green in color! The crisp texture is irresistible.



"Haru Ichiban" wakame, which is the earliest collection in Spring, before passing through hot water.



Iso Ramen 磯ラーメン

Iso ramen, filled with the fragrance of the beach, is also popular. When in season, it sometimes includes high quality ingredients, grilled hornwort and horsehair crab.




Horsehair Crab 毛ガニ



Speaking of Miyako's winter taste, horsehair crab! Every winter, the Horsehair Crab Festival is held. At the festival visitors can enjoy a free treat of crab soup and single-hook fishing for horsehair crab, and so on.



It really is delicious Here is Miyako, the town of cuisine



The new spring salmon is also delicious!



Salmon サケ

Miyako boasts the largest salmon catch in Mainland. The Original Miyako Salmon Festival, held in winter, is a hugely popular event.



Sea Urchin くら

A texture that melts and a taste that spreads in the mouth! It is delicious to eat a raw one or Shiouni (salted sea urchin). The Lightly grilled one like the photo is also delicious.



Pacific cod マダラ



Miyako Port has the top Pacific cod catches nationwide! The good quality taste and soft white flesh is perfect for hotpots. The soft roe is also tasty.



If produced locally...

Cod quickly loses its freshness. Serving it as sashimi is the privilege of the area it is produced in! It is a refined taste with no peculiarity.



If you come to Miyako, try it!

Column

Miyako City Fish and Vegetable Market 宮古市魚菜市場

Mainly focused on fresh seafood, this is a popular spot for the fruits of the mountains and sea of Miyako with souvenirs lined up. There are also restaurants with popular dishes such as Don, bowls of rice with toppings, and ramen.

Tel: 0193-62-1521
Opening Hours: 6:30am-5:30pm Holidays: Wednesday

Check here, too!



Fresh ingredients at a great market price!



Come to Miyako to get this collection!

MIYAKO COLLECTION

Popular! "Tatsutto" Series



"Tatsutto" means "a little" or "a tad" in the local dialect. Just dilute in 15 times its volume of hot water to make a fine soup. There are 3 types - hama-dare (salt-based sauce), shrimp stock and miso sauce.



Sanriku Geopark Site
Sakiyama Shell Mound Jomon Forest Museum


The artifacts and strata excavated from the Sakiyama shell mound, and images using projection mapping are exhibited here. Visitors can also enjoy Jomon experiences with fire starters and bows and arrows.

国指定史跡 崎山貝塚縄文の森公園

Nationally Designated Historical Site **Sakiyama Shell Mound Jomon Forest Park**

In Sakiyama shell mound, there are remains of a village and shell mound as is from the Jomon Era, 3500–6000 years ago. Currently it is maintained as a park. The museum is within the park grounds.

Tel: 0193-65-7526 (Sakiyama Shell Mound Jomon Forest Park Complex internal line) **Opening Hours:** 9:00am–5:00pm (last admission 4:30pm) **Holidays:** Mondays (next day if a holiday), New Year's holiday, end of each month (if a museum holiday, then the previous weekday), December 28 **Fee:** Adults 200 Yen, Students 150 Yen, High School Students or younger Free of charge



Azuchi-Momoyama

Jomon

Heian

Yoshitsune's retainer to shrine guard

One of the Yoshitsune's retainers, Saburo Shigeie Suzuki, remained in Miyako due to old age, changed his name to Shigesaburo Suzuki to deceive his pursuers, became a guard of the Yokoyama Hachimangu Shrine, and became the ancestor of Suzuki in Miyako.

義経北行伝説

Yoshitsune's Legend Escaping Further North (1159–1189)

Said to have committed suicide in Hiraizumi, Minamoto no Yoshitsune may actually have escaped to the north. Tohoku has many legends that support Yoshitsune's Northern Flight. There are related locations within the city, such as Hangan Inari Shrine where Yoshitsune's armor is enshrined, Yokoyama Hachimangu Shrine where it is said Yoshitsune's retainer became a priest, and Kuromori Shrine where it is said that Yoshitsune and his followers offered themselves and dedicated themselves to Prajnaparamita for 3 years and 3 months.

Hangan Inari Shrine

Yokoyama Hachimangu Shrine

Kuromori Shrine



黒森神楽
Kuromori Kagura (1600s)

A dance tribute to the deity of Kuromori Shrine. Every new year, it is performed with Gongen-sama (lions' head) along the Sanriku coastal area. This is a nationally designated intangible folk cultural asset.

Sanriku Geopark Site



鳥取春陽

Shunyou Tottori (1900–1932)

He was an enka master and composer from Miyako City. In 1922, his "Bird in a Cage" was a big hit. He performed as a singer attached to the first record company in Japan.

Tel: 0193-72-2019 (Niisato Lifelong Learning Center Genno Hall) **Opening Hours:** 9:00am–5:00pm **Holidays:** Mondays, New Year's holiday **Admission Fee:** Free of charge



Edo

牧庵鞭牛
Bengyu Bokuan (1710–1782)

Bengyu Bokuan was born in a farmhouse in Miyako. For around 30 years from when he turned to prayer at 42 years old until he died at 73 years old, it is said that he dug out a road for around 400 km within the area of the southern clan.

Tel: 0193-72-2019 (Niisato Lifelong Learning Center Genno Hall) **Opening Hours:** 9:00am–5:00pm **Holidays:** Mondays, New Year's holiday **Admission Fee:** Free of charge



Check here, too



石川啄木

Takuboku Ishikawa

In 1908, 4 years before his death, the last place in which Takuboku stood in his native Iwate was Miyako. On the elevated ground overlooking Miyako Bay, a monument is built to the "land where Takuboku called into port".

Tel: 0193-62-2111 (Tourism Section, Miyako City)



吉川英治

Eiji Yoshikawa

Eiji Yoshikawa's sister married to Miyako's Honjoji temple. In Atago Elementary School's schoolyard is erected a commemorative stone with a haiku carved in it, which is said to have been recited on his visit to Miyako in 1935.

Tel: 0193-62-2111 (Tourism Section, Miyako City)



Showa

Showa



西塔幸子

Koko Saito

A poet died young (in 1936) is known as "the female Takuboku". In Etsunagi where she held her final appointment as an Elementary School teacher, a memorial hall and inscribed stone are erected.


Tel: 0193-78-2705 (Koko Saito Memorial Hall (Etsunagi District Community Center)) **Opening Hours:** 9:00am–4:00pm **Holidays:** Saturdays / Sundays / National holidays (reservation required on holidays) **Fee:** Adults 200 Yen, High School Students and younger 100 Yen



Meiji

Meiji

Taisyo



わたしを Take me on a historical trip

歴史の旅

に連れてって



『寄生木』

"Mistletoe"

Yoshihira Ogasawara of Miyako City was the model for the protagonist in Roka Tokutomi's novel, "Mistletoe" (published 1909) Original notes, etc., are exhibited in the Mistletoe Exhibition Room.

Tel: 0193-62-3670 (Mistletoe Exhibition Room (Yamaguchi Community Center)) **Opening Hours:** 9:00am–5:00pm **Holidays:** Mondays, New Year's holiday, Community Center holidays **Admission Fee:** Free of charge

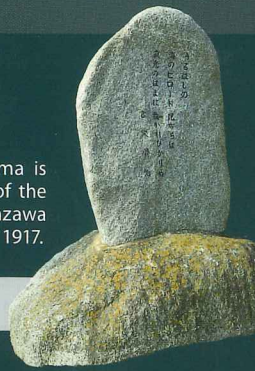


宮沢賢治

Kenji Miyazawa

On the monument erected in Jodogahama is engraved, "The velvet kelp from the lake of the sea is laying lonely on the sand", which Miyazawa recited on his visit to the beach at Miyako in 1917.

Tel: 0193-62-2111 (Tourism Section, Miyako City)



宮古港海戦

The Battle of Miyako Bay (1869)

In 1869, a battle was occurred in Miyako Harbor between the forces of the former shogunate and government forces in what was said to be one of the decisive battles of the Boshin War. On Usukiyama overlooking Miyako Bay, the Battle of Miyako Bay Commentary Monument has been erected, and at the entrance to Jodogahama Odaiba Observatory, the Battle of Miyako Bay Monument has been erected.

Tel: 0193-62-2111 (Tourism Section, Miyako City)



Usukiyama Battle Memorial Monument



Jodogahama Battle of Miyako Bay Memorial Monument





マップ & 宿泊ガイド

Whether I go by sea,
Or whether I go by land...
I lose my way...

Map and Accommodation Guide

The scenic spots and fun places in Miyako cannot all be visited in only a day.
So why not stay the night, eat, drink and stop and smell the roses!

For Miyako City tourist information

Miyako Travel Info

Search

<http://www.kankou385.jp/>

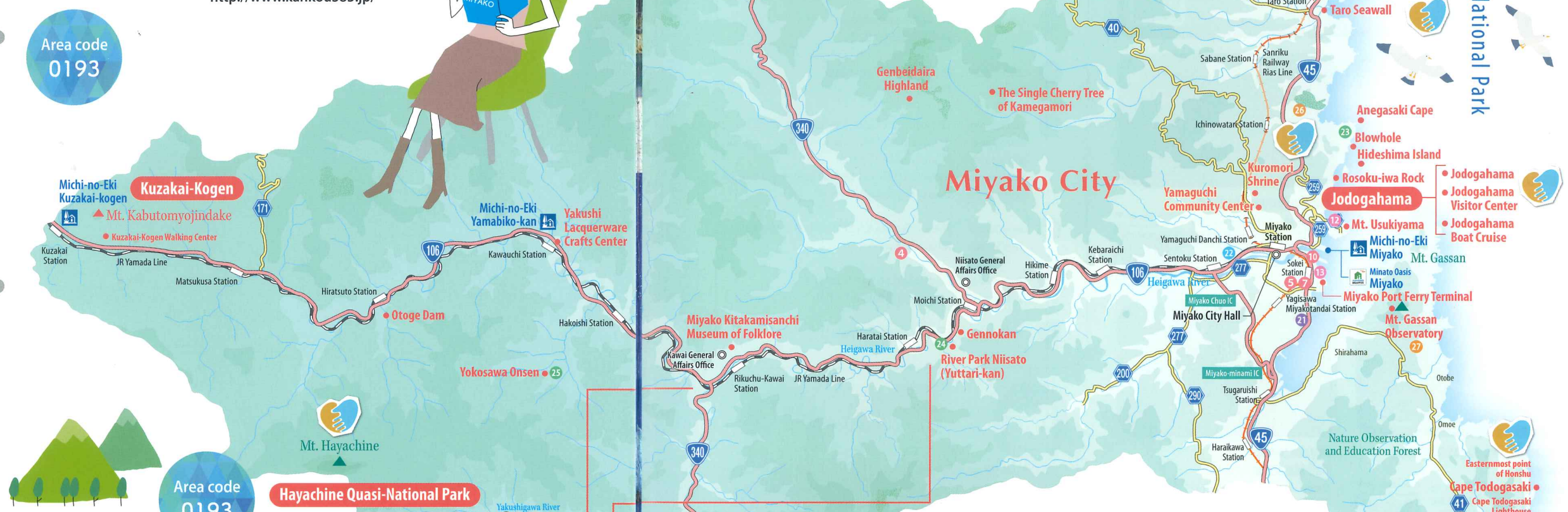
City sightseeing inquiries

Facility name	Phone number
Tourism Section, Miyako City	62-2111
Miyako Tourism and Cultural Exchange Association	62-3534
Miyako Station front General Tourist Information Center	62-3574
Learning about Disaster Prevention Guided Tour (Inside Taro Shiosato Station)	77-3305
Miyako Ryokan and Hotel Information Center (Inside the Tourist Information Center)	62-4060
Miyako Guest House Information Center (Inside the Tourist Information Center)	62-3574
Taro General Affairs Office	87-2111
Niisato General Affairs Office	72-2111
Kawai General Affairs Office	76-2111
Taro Shiosato Station	65-7506

Area code
0193

City facilities

Facility name	Phone number
Michi-no-Eki Taro (Taro General Affairs Office)	87-2111
Michi-no-Eki Miyako	71-3100
Michi-no-Eki Yamabiko-kan	85-5011
Michi-no-Eki Kuzakai-Kogen	77-2266
Jodogahama Rest House	62-1179
Jodogahama Visitor Center	65-1690
Jodogahama Marine House	63-1327
Iwate Prefectural fisheries and Science Museum	63-5353
Miyako Jodogahama Boat Cruise	62-3350
Miyako City Fish and Vegetable Market	62-1521
Museum of Trees (Kawai General Affairs Office)	76-2111
Miyako Port Ferry Terminal (Port and Harbor Promotion Section)	62-2111



City accommodation list

Ryokan

Facility name	Phone number
1 Ryokan Suehirokan	62-1555
2 Yamada-ya Bekkan	62-4133
3 Settai Ryokan	62-8146
4 Kadosaka Ryokan	72-2373
5 Nishshou-kan	62-9077
6 Jodogahama Ryokan	62-1319
7 Umikyu Ryokan	63-7575
8 Sato Ryokan	62-2439
9 Koushinkan	62-3753
10 Mikawa Ryokan	62-7871

Business hotels

Facility name	Phone number
17 Saiwai Plaza Hotel	62-4427
18 Hotel Miyako Hills Station	63-2001
19 Hotel Big Wave	63-5533
20 Miyako Central Hotel Kumayasu	64-2121
21 Hotel Route-Inn Miyako	71-3611

Capsule Hotels

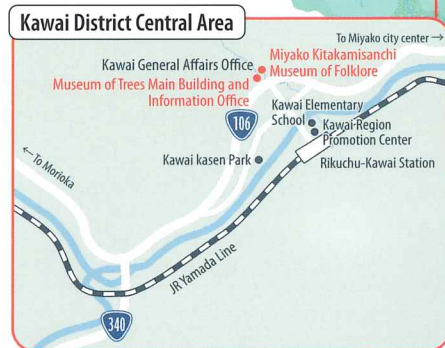
Facility name	Phone number
22 Sauna and Capsule Miyako	77-3512

Public Inns

Facility name	Phone number
23 KYUKAMURA RIKUCHU-MIYAKO	62-9911
24 Yuttari Kan	72-3800
25 Yokosawa Onsen "Seihouen"	74-2444

Guest Houses

Facility name	Phone number
26 Jirobeya	62-7150
27 Otobesou	68-2347
28 Guest House 3710	77-3710



Miyako City Map



Central Area Map



This mark is the Sanriku Geopark logo.

Sanriku Fukko National Park